

Format of Holding of Specified Securities

- 1 Name of the Listed entity: **KANCO TEA & INDUSTRIES LIMITED**
- 2 Scrip Code /Name of Scri/ Class of Security : **CSE -14107/10014107, EQUITY**
- 3 Share Holding Pattern filed under Reg 3 1(1)(b) for Quarter ended : **31.03.2017**
- 4 **DECLARATION** : The Listed Entity is required to submit the following declaration to the extent of Submission of information :

Particulars		
1	Whether the Listed Entity has issued any partly paid up shares ?	NO
2	Whether the Listed Entity has issued any Convertible Securities or Warrants ?	NO
3	Whether the Listed Entity has any shares against which Depository receipts are issued ?	NO
4	Whether the Listed Entity has any shares in locked-in ?	NO
5	Whether any shares held by Promoters are pledged or otherwise encumbered ?	NO




Table 1 - Summary Statement holding of specified securities

Category code (i)	Category and Name of the shareholders (ii)	Number of shareholders (iii)	No. of fully paid up equity shares held (iv)	Partly paid-up equity shares held (v)	No. of Shares Underlying Depository Receipts (vi)	Total Nos. shares held (vii) = (iv)+(v)+(vi)	Shareholding % calculate as per SCRR 1957 As a % of (A+B+C2) (viii)	No. of voting Rights held in each class of securities (ix)			No of shares underlying convertible Securities (including warrants) (x)	Shareholding as a % assuming full conversion of convertible securities (as a % of diluted share capital) (xi) = (viii)+(x) as a % of A+B+C2	Number of Locked in shares (xii)		Number of shares pledged or otherwise encumbered (xiii)		Number of Shares held in dematerialized form (xiv)
								Class X	Class Y	Total			No. (a)	As a % of total shares held (b)	No. (a)	As a % of total shares held (b)	
(A)	Promoter and Promoter Group	10	120,294	0	0	120,294	70.349	120,294	0	120,294	70.35	0	0	0	0	120,294	
(B)	Public	13683	506315	0	0	506315	29.651	506315	0	506315	29.65	0	0	0	0	339918	
(C)	Non Promoter - Non Public	0	0	0	0	0	0.000	0	0	0	0.00	0	0	0	0	0	
(C1)	Shares underlying DRs	0	0	0	0	0	0.000	0	0	0	0.00	0	0	0	0	0	
(C2)	Shares held by Employee Trusts	0	0	0	0	0	0.000	0	0	0	0.00	0	0	0	0	0	
Total		13693	1707609	0	0	1707609	100.000	1707609	0	1707609	100.00	0	0	0	0	1641272	




Table II - Statement showing Shareholding Pattern of the Promoter and Promoter Group

Category code	Category and Name of the shareholders (i)	PAN (ii)	Number of shareholders (iii)	No. of fully paid up equity shares held (iv)	Partly paid-up equity held (v)	No. of shares underlying Depository Receipts (vi)	Total Nos. shares held (vii) = (iv)+(v)+(vi)	Shareholding % calculate as per SCRR 1987 (A+B+C2) (viii)	No. of voting Rights			Shareholding as a % assuming full convertible securities as a % of diluted share capital (X) = as a % of A+B+C2	Number of Locked in shares (xii)		Number of shares pledged or otherwise encumbered (xiii)		Number of Shares of Shares held in dematerialized form (xiv)	
									Class X	Class Y	Total		(a)	(b)	(a)	(b)		
1	Indian																	
(a)	Individuals/Hindu Undivided Family		4	502797	0	0	502797	29.445	502797	0	29.44	0	0.000	0	0.000	0	0.000	502797
	STUTI KANORIA	APQP2602D		68574	0	0	68574	4.016	68574	0	4.02	0	0.000	0	0.000	0	0.000	68574
	ANURADHA KANORIA	AGCPK976D		183147	0	0	183147	10.725	183147	0	10.73	0	0.000	0	0.000	0	0.000	183147
	UMANG KANORIA HUF	AAAHU1902K		155535	0	0	155535	9.108	155535	0	9.11	0	0.000	0	0.000	0	0.000	155535
	SATVIK KANORIA	BBDPK2105D		95541	0	0	95541	5.595	95541	0	5.60	0	0.000	0	0.000	0	0.000	95541
(b)	Central Government/State Government(s)										0.00							
(c)	Financial Institutions / Banks										0.00							
(d)	Any Other (specify)		5	449197	0	0	449197	26.308	449197	0	26.31	0	0.000	0	0.000	0	0.000	449197
	I) Body Corporate			292541	0	0	292541	17.132	292541	0	17.13	0	0.000	0	0.000	0	0.000	292541
	E T RESOURCES PVT LTD	AAACE5655N		27006	0	0	27006	1.592	27006	0	1.59	0	0.000	0	0.000	0	0.000	27006
	S T INVESTMENT PVT LTD	AADCS7226E		86650	0	0	86650	5.074	86650	0	5.07	0	0.000	0	0.000	0	0.000	86650
	FACITCON INVESTMENTS PVT LTD	AAACF3731G		12000	0	0	12000	0.703	12000	0	0.70	0	0.000	0	0.000	0	0.000	12000
	INNOVA PROPERTIES PRIVATE LTD	AAACI5660H		31000	0	0	31000	1.815	31000	0	1.82	0	0.000	0	0.000	0	0.000	31000
	NIDHI PVT LTD	AAACN0126G																
	ii) Trust/ Association of Persons			249300	0	0	249300	14.599	249300	0	14.599	0	0.000	0	0.000	0	0.000	249300
	SATVIK WELFARE TRUST	AAC1SB826R		1201294	0	0	1201294	70.349	1201294	0	70.35	0	0.000	0	0.000	0	0.000	1201294
2	Sub Total (A)(1)		10	1201294	0	0	1201294	70.349	1201294	0	70.35	0	0.000	0	0.000	0	0.000	1201294
(a)	Foreign		0	0	0	0	0	0.000	0	0	0.000	0	0.000	0	0.000	0	0.000	0
(b)	Foreign (Foreign Individuals)		0	0	0	0	0	0.000	0	0	0.000	0	0.000	0	0.000	0	0.000	0
(c)	Overseas Corporate Bodies/ Institutions		0	0	0	0	0	0.000	0	0	0.000	0	0.000	0	0.000	0	0.000	0
(d)	Foreign Portfolio Investor		0	0	0	0	0	0.000	0	0	0.000	0	0.000	0	0.000	0	0.000	0
(e)	Any Other (specify)		0	0	0	0	0	0.000	0	0	0.000	0	0.000	0	0.000	0	0.000	0
	Sub Total (A)(2)		0	0	0	0	0	0.000	0	0	0.000	0	0.000	0	0.000	0	0.000	0
	Promoter Group (B)=(A)(1)+(A)(2)		10	1201294	0	0	1201294	70.349	1201294	0	70.35	0	0.000	0	0.000	0	0.000	1201294




Table III - Statement showing Shareholding Pattern of the Public shareholder

Category code	Category and Name of the shareholders (i)	PAN (ii)	Number of shareholders (iii)	No. of fully paid up equity shares held (iv)	Partly paid up equity shares held (v)	No. of shares underlying Depository Receipts (vi)	Total Nos. shares held (vii) = (iv)+(v)+(vi)	Shareholding % calculate as per SCRR 1957 As a % of (A+B+C2) (viii)	No of voting Rights held in each class of securities (ix)				No of shares underlying convertible securities (including warrants) (x)	Shareholding as a % assuming full conversion of convertible securities as a % of diluted share capital (xi) = as a % of A+B+C2	Number of Locked in shares (xii)		Number of shares pledged or otherwise encumbered (xiii)		Number of Shares held in dematerialized form (xiv)
									Class X	Class Y	Total	Total as a % of Total voting rights			No. (a)	As a % of total shares held (b)	No. (a)	As a % of total shares held (b)	
1	Institutions																		
(a)	Mutual Funds/UTI		4	5268	0	0	5268	0.309	5268	0	0	0	0.31	0	0.000	0	0.000	5268	0
(b)	Venture Capital Funds		0	0	0	0	0	0.000	0	0	0	0.000	0	0.000	0	0.000	0	0	0
(c)	Alternate Investment Funds		0	0	0	0	0	0.000	0	0	0	0.000	0	0.000	0	0.000	0	0	0
(d)	Foreign Venture Capital Investors		0	0	0	0	0	0.000	0	0	0	0.000	0	0.000	0	0.000	0	0	0
(e)	Foreign Portfolio Investors		0	0	0	0	0	0.000	0	0	0	0.000	0	0.000	0	0.000	0	0	0
(f)	Financial Institutions / Banks		2	25	0	0	25	0.031	25	0	0	0.001	0	0.000	0	0.000	0	0	0
(g)	Insurance Companies		0	0	0	0	0	0.000	0	0	0	0.000	0	0.000	0	0.000	0	0	0
(h)	Provident Funds / Pension Funds		0	0	0	0	0	0.000	0	0	0	0.000	0	0.000	0	0.000	0	0	0
(i)	Any Other (Specify)		0	0	0	0	0	0.000	0	0	0	0.000	0	0.000	0	0.000	0	0	0
(j)	UNCLAIMED SHARES		1	19261	0	0	19261	1.128	19261	0	0	0	1.128	0	0.000	0	0.000	900	0
(k)	KANCO TEA & INDUSTRIES LTD.		1	19261	0	0	19261	1.128	19261	0	0	0	1.128	0	0.000	0	0.000	900	0
(l)	Sub Total (B)(1)		7	24554	0	0	24554	1.438	24554	0	0	0	1.438	0	0.000	0	0.000	6174	0
(2)	Central Government/State Government(s)/ President of India		0	1497	0	0	1497	0.088	1497	0	0	0	0.09	0	0.000	0	0.000	0	0
(3)	Sub Total (B)(2)		1	1497	0	0	1497	0.088	1497	0	0	0	0.09	0	0.000	0	0.000	0	0
(e-i)	Non-institutions																		
(a-i)	Individuals - shareholders holding nominal Share Capital up to Rs 2 Lakh		0	323861	0	0	323861	18.966	323861	0	0	0	18.97	0	0.000	0	0.000	231588	0
(a-ii)	Individual shareholders holding nominal share capital in excess of Rs. 2 Lakh		0	114640	0	0	114640	6.713	114640	0	0	0	6.71	0	0.000	0	0.000	61140	0
(b)	SUBRAMANIAN P	AMSP8931K	0	61140	0	0	61140	3.580	61140	0	0	0	3.58	0	0.000	0	0.000	61140	0
(c)	MONOJ BAJAJ HUF		0	27500	0	0	27500	1.610	27500	0	0	0	1.61	0	0.000	0	0.000	0	0
(d)	GAURI SHANKAR BAJAJ HUF		0	26000	0	0	26000	1.523	26000	0	0	0	1.52	0	0.000	0	0.000	0	0
(e)	NBF-Cs registered with RBI		0	0	0	0	0	0.000	0	0	0	0.00	0	0.000	0	0.000	0	0	0
(f)	Employee Trusts		0	0	0	0	0	0.000	0	0	0	0.00	0	0.000	0	0.000	0	0	0
(g)	Overseas Depositories (holding DRs)(balancing figure)		0	0	0	0	0	0.000	0	0	0	0.00	0	0.000	0	0.000	0	0	0
(h)	Any Other (Specify)		0	0	0	0	0	0.000	0	0	0	0.00	0	0.000	0	0.000	0	0	0
(i)	BODY Corporate		101	41428	0	0	41428	2.426	41428	0	0	0	2.42	0	0.000	0	0.000	40681	0
(j)	WIND POWER VINIMAY PVT. LTD.	AAACW279A	0	20895	0	0	20895	1.224	20895	0	0	0	1.22	0	0.000	0	0.000	20895	0
(k)	Share		0	0	0	0	0	0.000	0	0	0	0.00	0	0.000	0	0.000	0	0	0
(l)	Trust		6	143	0	0	143	0.008	143	0	0	0	0.01	0	0.000	0	0.000	143	0
(m)	Non-Repat		3	192	0	0	192	0.011	192	0	0	0	0.01	0	0.000	0	0.000	192	0
(n)	Off		0	0	0	0	0	0.000	0	0	0	0.00	0	0.000	0	0.000	0	0	0
(o)	Trust		0	0	0	0	0	0.000	0	0	0	0.00	0	0.000	0	0.000	0	0	0
(p)	Cleaning Member		0	0	0	0	0	0.000	0	0	0	0.00	0	0.000	0	0.000	0	0	0
(q)	Sub Total (B)(3)		11876	480264	0	0	480264	26.125	480264	0	0	0	26.12	0	0.000	0	0.000	337744	0
(r)	Total Public Shareholding (B)=(B)(1)+(B)(2)+(B)(3)		13883	506315	0	0	506315	29.651	506315	0	0	0	29.65	0	0.000	0	0.000	339918	0

Table IV - Statement showing Shareholding Pattern of the Non Promoter - Non Public shareholder

Category code	Category and Name of the shareholders (i)	PAN (ii)	Number of shareholders (iii)	No. of fully paid up equity shares held (iv)	Partly paid-up equity held (v)	No. of shares underlying Depository Receipts (vi)	Total Nos. shares held (vii) = (iv)+(v)+(vi)	Shareholding % calculate as per SCRR 1957 As a % of (A+B+C2) (viii)	No of voting Rights held in each class of securities (ix)			No of shares underlying convertible Securities (including warrants) (x)	Shareholding as a % assuming full conversion of convertible securities (as a % of diluted share capital) (xi) = as a % of A+B+C2	Number of Locked in shares (xii)		Number of shares pledged or otherwise encumbered (xiii)		Number of Shares held in dematerialized form (xiv)	
									Class X	Class Y	Total			No. (a)	As a % of total shares held (b)	No. (a)	As a % of total shares held (b)		
(1)	Custodian/ DR Holder		0	0	0	0	0	0.000	0	0	0	0	0	0	0	0	0.000	0	
(2)	(Share Based Employee Benefit) Regulations, 2014		0	0	0	0	0	0.000	0	0	0	0	0	0	0	0	0	0.000	0
	Total Non-Promoter-Non Public Shareholding (C) = (C1)+(C2)		0	0	0	0	0	0.000	0	0	0	0	0	0	0	0	0	0.000	0



[Handwritten Signature]