

## Introductory sub-table (I)(a)

Name of the Company : KANCO TEA & INDUSTRIES LIMITED			
Scrip Code :			
Name of the scrip :			
Class of security : EQUITY			
Quarter ended : 31.03.2012			
<b>Partly paid-up shares:-</b>			
	<b>No. of partly paid-up shares</b>	<b>As a % of total no. of partly paid-up shares</b>	<b>As a % of total no. of shares of the company</b>
Held by promoter/promoter group	0	0.00	0.00
Held by public	0	0.00	0.00
<b>Total - D</b>	<b>0</b>	<b>0.00</b>	<b>0.00</b>
<b>Outstanding convertible securities: No. of outstanding securities</b>			
	<b>No. of outstanding securities</b>	<b>As a % of total no. of outstanding convertible securities</b>	<b>As a % of total no. of shares of the company, assuming full conversion of the convertible securities</b>
Held by promoter/promoter group	0	0.00	0.00
Held by public	0	0.00	0.00
<b>Total - E</b>	<b>0</b>	<b>0.00</b>	<b>0.00</b>
<b>Warrants:-</b>			
	<b>No. of warrants</b>	<b>As a % of total no. of warrants</b>	<b>As a % of total no. of shares of the company, assuming full conversion of warrants</b>
Held by promoter/promoter group	0	0.00	0.00
Held by public	0	0.00	0.00
<b>Total - F</b>	<b>0</b>	<b>0.00</b>	<b>0.00</b>
Total paid-up capital of the company, assuming full conversion of warrants and convertible securities			
1707609			



Handwritten signature and circular stamp.

**Statement Showing Shareholding Pattern**


Category code	Category of Shareholder	Number of Shareholders	Table (I)(a)		Total shareholding as a percentage of total number of shares		Shares Pledged or otherwise encumbered	
			Total number of shares	Number of shares held in dematerialized form	As a percentage of (A+B) <sup>1</sup>	As a percentage of (A+B+C)	Number of shares	As a percentage of (A+B+C)
(i)	(ii)	(iii)	(iv)	(v)	(vi)	(vii)	(viii)	(ix)
<b>(A)</b>	<b>Shareholding of Promoter and Promoter Group<sup>2</sup></b>							
<b>1</b>	<b>Indian</b>							
(a)	Individuals - Hindu Undivided Family	10	463831	463831	27.16	27.16		
(b)	Central Government - State Government(s)							
(c)	Bodies Corporate	8	658684	651685	38.57	38.57		
(d)	Financial Institutions - Banks							
(e)	Any Others (Specify)							
(e1)								
(e2)								
	<b>Sub-Total (A(1))</b>	<b>18</b>	<b>1122515</b>	<b>1115516</b>	<b>65.74</b>	<b>65.74</b>	<b>0</b>	<b>0.00</b>
<b>2</b>	<b>Foreign</b>							
(a)	Individuals - Non-Residents Individuals (Foreign Individuals)							
(b)	Bodies Corporate							
(c)	Financial Institutions							
(d)	Any Others (Specify)							
(d1)								
(d2)								
	<b>Sub-Total (A(2))</b>	<b>0</b>	<b>0</b>	<b>0</b>	<b>0.00</b>	<b>0.00</b>	<b>0</b>	<b>0.00</b>
	<b>Total Shareholding of Promoter and Promoter Group (A) - (A(1)+(A)(2))</b>	<b>18</b>	<b>1122515</b>	<b>1115516</b>	<b>65.74</b>	<b>65.74</b>	<b>0</b>	<b>0.00</b>
<b>B</b>	<b>Public shareholding</b>							
<b>1</b>	<b>Institutions</b>							
(a)	Insurance Companies - I I	7	5417	5391	0.32	0.32		
(b)	Financial Institutions - Banks	3	129	6	0.01	0.01		
(c)	Central Government - State Government(s)							
(d)	Foreign Government - State Government(s)	1	1497	0	0.09	0.09		
(e)	Foreign Mutual Funds							
(f)	Insurance Companies	5	13201	13201	0.77	0.77		
(g)	Foreign Institutional Investors							
(h)	Foreign Venture Capital Investors							
(i)	Any Other (Specify)							
(i1)								
(i2)								
	<b>Sub-Total (B(1))</b>	<b>16</b>	<b>20244</b>	<b>18598</b>	<b>1.19</b>	<b>1.19</b>	<b>0</b>	<b>0.00</b>

*[Handwritten Signature]*

<b>B 2</b>	<b>Non-institutions</b>							
(a)	Bodies Corporate	131	88207	87038	5.17	5.17	N/A	N/A
(b)	Individuals							
i	Individuals - i. Individual shareholders holding nominal share capital up to Rs. 1 lakh	17200	316492	153299	18.53	18.53		
ii	Individual shareholders holding nominal share capital in excess of Rs. 1 lakh.	6	145238	46838	8.51	8.51		
(c)	Any Other (specify)							
(c-i)	NRI	1	587	26	0.03	0.03		
(c-ii)	Trust	1	7700	0	0.15	0.15		
(c-iii)	Clearing Member	12	6626	6626	0.39	0.39		
	<b>Sub-Total (B)(2)</b>	<b>17354</b>	<b>564850</b>	<b>293827</b>	<b>33.08</b>	<b>33.08</b>	0	0.00
(B)	<b>Total Public Shareholding (B) (B)(1)+(B)(2)</b>	<b>17370</b>	<b>585094</b>	<b>312425</b>	<b>34.26</b>	<b>34.26</b>	0	0.00
	<b>TOTAL (A)+(B)</b>	<b>17388</b>	<b>1707609</b>	<b>1427941</b>	<b>100.00</b>	<b>100.00</b>	0	0.00
(C)	Shares held by Custodians and against which Depository Receipts have been issued							
	Investor and Promoter Group							
	<b>Sub-Total (C)</b>	<b>0</b>	<b>0</b>	<b>0</b>	<b>0.00</b>	<b>0.00</b>	0	0.00
	<b>GRAND TOTAL (A)+(B)+(C)</b>	<b>17388</b>	<b>1707609</b>	<b>1427941</b>	<b>100.00</b>	<b>100.00</b>	0	0.00



SL. No.	Notes

*[Handwritten Signature]*  



(D)(b) Statement showing holding of securities (including shares, warrants, convertible securities) of persons belonging to the category "Promoter and Promoter Group"

Sr. No.	Name of the shareholder	Details of Shares held		Encumbered shares (*)			Details of warrants		Details of convertible securities		Total shares (including underlying shares assuming full conversion of warrants and convertible securities)
		Number of shares held	As a % of grand total (A) + (B) + (C)	No.	As a percentage	As a % of grand total (A) + (B) + (C) of sub clause (D)(a)	Number of warrants held	As a % total number of warrants of the same class	Number of convertible securities held	As a % total number of convertible securities of the same class	
(i)	(ii)	(iii)	(iv)	(v)	(vi) = (v)/(iii) * 100	(vii)	(viii)	(ix)	(x)	(xi)	(xii)
	SHRI DILIP	52	0.00	0	0.00	0.00	0	0.00	0	0.00	0.00
	SHRI RAJESH THAKURTA	20	0.00	0	0.00	0.00	0	0.00	0	0.00	0.00
	SHRI ANITA PARIH	30	0.00	0	0.00	0.00	0	0.00	0	0.00	0.00
	SHRI ANAND KALIA	8107	0.30	0	0.00	0.00	0	0.00	0	0.00	0.30
	SHRI ANAND KULTY	20	0.00	0	0.00	0.00	0	0.00	0	0.00	0.00
	SHRI ANAND	68574	4.02	0	0.00	0.00	0	0.00	0	0.00	4.02
	SHRI ANAND ANORTA	168147	9.85	0	0.00	0.00	0	0.00	0	0.00	9.85
	SHRI ANAND ANORTA	155535	9.11	0	0.00	0.00	0	0.00	0	0.00	9.11
	SHRI ANAND ANORTA	66341	3.89	0	0.00	0.00	0	0.00	0	0.00	3.89
	SHRI ANAND ANORTA	5	0.00	0	0.00	0.00	0	0.00	0	0.00	0.00
	SHRI ANAND ANORTA	210000	12.30	0	0.00	0.00	0	0.00	0	0.00	12.30
	SHRI ANAND ANORTA & LEASING LIMITED (*)	12944	0.76	0	0.00	0.00	0	0.00	0	0.00	0.76
	SHRI ANAND ANORTA	279084	16.34	0	0.00	0.00	0	0.00	0	0.00	16.34
	SHRI ANAND ANORTA	27006	1.58	0	0.00	0.00	0	0.00	0	0.00	1.58
	SHRI ANAND ANORTA	12000	0.70	0	0.00	0.00	0	0.00	0	0.00	0.70
	SHRI ANAND ANORTA PVT LIMITED	86650	5.07	0	0.00	0.00	0	0.00	0	0.00	5.07
	SHRI ANAND ANORTA	31000	1.83	0	0.00	0.00	0	0.00	0	0.00	1.83
		0.00	0.00	0	#DIV/0!	0.00	0	0.00	0	0.00	0.00
		0.00	0.00	0	#DIV/0!	0.00	0	0.00	0	0.00	0.00
		0.00	0.00	0	#DIV/0!	0.00	0	0.00	0	0.00	0.00
		0.00	0.00	0	#DIV/0!	0.00	0	0.00	0	0.00	0.00
		0.00	0.00	0	#DIV/0!	0.00	0	0.00	0	0.00	0.00
		0.00	0.00	0	#DIV/0!	0.00	0	0.00	0	0.00	0.00
		0.00	0.00	0	#DIV/0!	0.00	0	0.00	0	0.00	0.00
		0.00	0.00	0	#DIV/0!	0.00	0	0.00	0	0.00	0.00
	TOTAL	1122515	65.74	0	0.00	0.00	0	0.00	0	0.00	65.74

(\*) The term "encumberance" has the same meaning as assigned to it in regulation 28(3) of the SAST Regulations, 2011


(D)(c)(i) Statement showing holding of securities (including shares, warrants, convertible securities) of persons belonging to the category "Public" and holding more than 1% of the total number of shares

Sr. No.	Name of the shareholder	Number of shares held	Shares as a percentage of total number of shares [i.e., Grand Total (A)+(B)+(C) indicated in Statement at para (D)(a) above]	Details of warrants		Details of convertible securities		Total shares (including underlying shares assuming full conversion of warrants and convertible securities) as a % of diluted share capital
				Number of warrants held	As a % total number of warrants of the same class	Number of convertible securities held	% w.r.t total number of convertible securities of the same class	
1	DEEPA BAGLA	35000	2.05	0	0.00	0	0.00	2.05
2	PRADIP KUMAR AGARWAL	29900	1.75	0	0.00	0	0.00	1.75
3	WIND POWER VINIMAY PVT LTD	20895	1.22	0	0.00	0	0.00	1.22
4	MANOJ BAJAJ (HUF)	27500	1.61	0	0.00	0	0.00	1.61
5	GURU SHANKAR BAJAJ (HUF)	26000	1.52	0	0.00	0	0.00	1.52
6	LENDLEASE COMPANY (INDIA) LTD	25000	1.46	0	0.00	0	0.00	1.46
	<b>TOTAL</b>	<b>164295</b>	<b>9.62</b>	<b>0</b>	<b>0.00</b>	<b>0</b>	<b>0.00</b>	<b>9.62</b>

*Handwritten signature*  



(D)(c)(ii) Statement showing holding of securities (including shares, warrants, convertible securities) of persons (together with PAC) belonging to the category "Public" and holding more than 5% of the total number of shares of the company

Sr. No.	Name(s) of the shareholder(s) and the Persons Acting in Concert (PAC) with them	Number of shares	Shares as a percentage of total number of shares [i.e., Grand Total (A)+(B)+(C) indicated in Statement at para (D)(a) above]	Details of warrants		Details of convertible securities		Total shares (including underlying shares assuming full conversion of warrants and convertible securities) as a % of diluted share capital
				Number of warrants	As a % total number of warrants of the same class	Number of convertible securities held	% w.r.t total number of convertible securities of the same class	
1	NIL		0.00	0	0.00	0	0.00	0.00
<b>TOTAL</b>		<b>0</b>	<b>0.00</b>	<b>0</b>	<b>0.00</b>	<b>0</b>	<b>0.00</b>	<b>0.00</b>



(D)(d) Statement showing details of locked-in shares

Sr. No.	Name of the shareholder	Number of locked-in shares	Locked-in shares as a percentage of total number of shares [i.e., Grand Total (A)+(B)+(C) indicated in Statement at para (I)(a) above]
1	N.A		0.00
TOTAL		0	0.00

A handwritten signature in black ink is written over a circular stamp. The stamp is from the Registrar of Companies, Kolkata, and contains the text 'Registrar of Companies, Kolkata' around its perimeter.



(II)(a) Statement showing details of Depository Receipts (DRs)

Sr. No.	Type of outstanding DR (ADRs, GDRs, SDRs, etc.)	Number of outstanding DRs	Number of shares underlying outstanding DRs	Shares underlying outstanding DRs as a percentage of total number of shares [i.e., Grand Total (A) + (B) + (C) indicated in Statement at para (I)(a) above]
1	N.A.	N.A.		0.00
TOTAL		0	0	0.00

A handwritten signature in black ink, appearing to be 'Bane', located below the table.

(11)(b) Statement showing holding of Depository Receipts (DRs), where underlying shares held by "promoter/promoter group" are in excess of 1% of the total number of shares

Sr. No.	Name of the DR Holder	Type of outstanding DR (ADRs, GDRs, SDRs, etc.)	Number of shares underlying outstanding DRs	Shares underlying outstanding DRs as a percentage of total number of shares [i.e. Grand Total (A)+(B)+(C) indicated in Statement at para (11)(a) above]
1	NA	NA		0.00
<b>TOTAL</b>			<b>0</b>	<b>0.00</b>

*Blank*